

# The Coalition

---

Drug Survey Summary  
April 19, 2010

# Angelina County 15 Year History

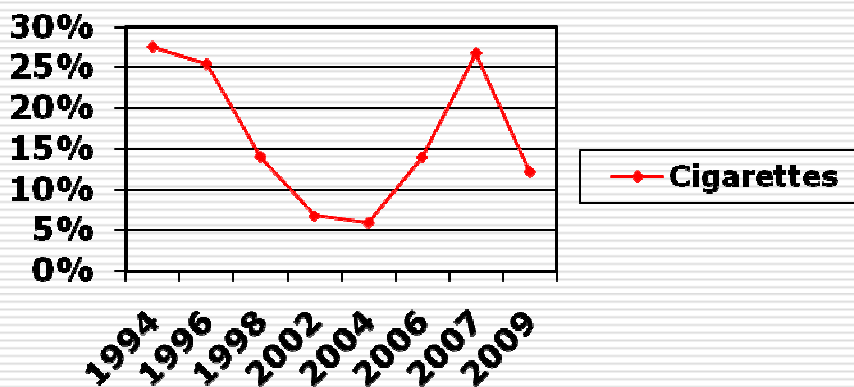
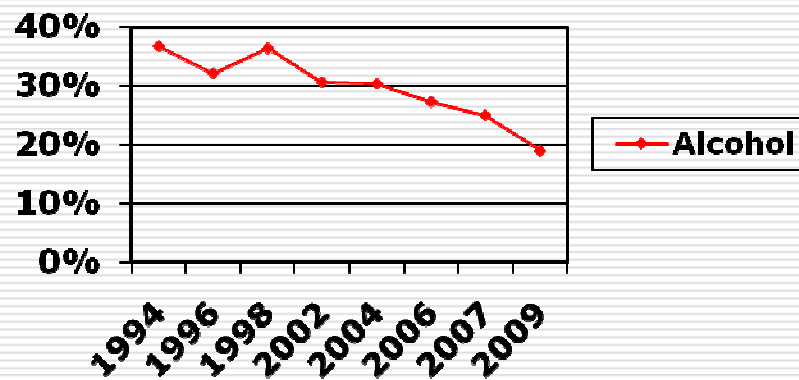
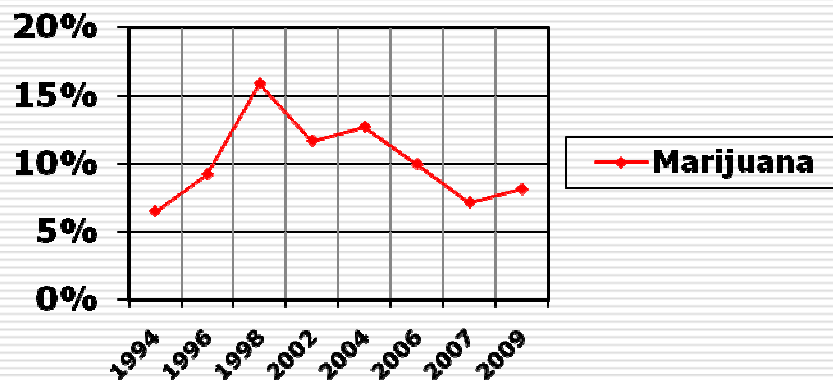
---

- ❑ All responses are based on past 30 day use
- ❑ Weighted average of responses from students in grades 6, 8, 10 and 12
- ❑ Survey was not conducted in 2000
- ❑ Cigarette questions in 2002 and 2004 did not include past 30 day use
- ❑ Tobacco use questions rather than cigarette use in 2007 and 2009
- ❑ **Conclusion – numbers are decreasing in all categories**

	1994	1996	1998	2002	2004	2006	2007	2009
Marijuana	6.5%	9.2%	15.8%	11.7%	12.7%	9.96%	7.14%	8.1%
Alcohol	36.8%	32.2%	36.5%	30.7%	30.4%	27.3%	25.0%	18.9%
Cigarettes	27.5%	25.4%	14.4%	n/a	n/a	14%	26.7%	12.2%

# Angelina County 15 Year History

---



Prevention efforts in Angelina County are working. Trends are downward in all categories.

# Summary

---

- ❑ For the past 15 years, Angelina County's drugs of choice have been alcohol, cigarettes and marijuana.
- ❑ We are encouraged by the downward trends.
- ❑ Prevention efforts must be continued and be consistent from all sectors of the community.
- ❑ Funding and community commitment is the key to maintaining prevention efforts.
- ❑ The Coalition is aggressively seeking funding through an annual membership drive, and applying for local, state and federal grants.